

THE MIDNIGHT QUILT SHOW

Brought to you by **Craftsy**




Blooming Medallion Quilting Diagrams



Blooming Medallion Quilt Kit


Designed by Tiffany Hayes, available exclusively at [Craftsy.com](https://www.craftsy.com)

Quilting Diagrams




Turn In Early: A leafy meander is the perfect complement to the bright floral prints in the Blooming Medallion quilt. Don't worry if your leaves aren't perfectly symmetrical. Instead, focus on filling the area as completely as possible and your quilting will look great!

Quilting Diagrams



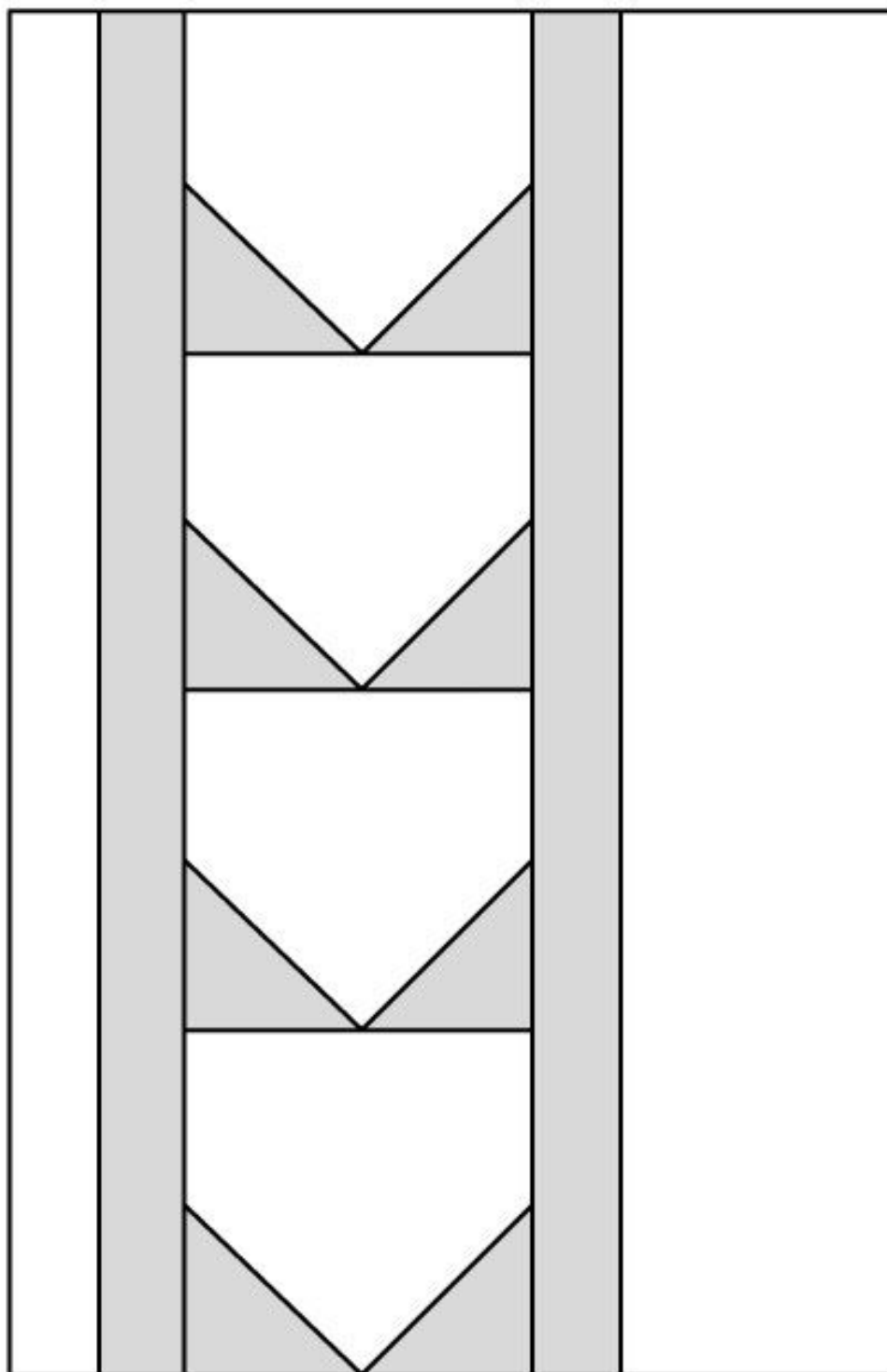
Up All Night: When quilting different designs in the many different borders of this quilt, try to choose designs that can touch the edge. This will allow you to easily transition from one border to the next without having to break thread and start a new line of quilting. Using designs that look great and are easy to quilt is definitely a win/win!

Quilting Practice



Your Turn: Print this page to practice sketching before you quilt, or to test out your own designs and fillers.

Quilting Practice



Your Turn: Print this page to practice sketching before you quilt, or to test out your own designs and fillers.